


PEOPLE PAY

- Log in to Online Banking
- Click on the People Pay widget



- Ready and Accept the C1stbankPeople Pay Service Agreement and Disclosure

Enroll in C1stBank People Pay

What is C1stBank People Pay?
C1stBank People Pay is a fast, safe way to send and receive money. You can use it to:

- Reimburse your roommates for rent and other expenses.
- Send your niece or nephew a cash birthday gift.
- Pay back the friend you owe for lunch, concerts, or football tickets.
- Pay your babysitter, landscaper, or housekeeper with just an e-mail address.

How it works

Send money. You can send money to almost anyone with an e-mail address or mobile number.

Receive money. The person receiving the money is sent a notification with instructions on how to claim it.

You will be notified of the payment status by e-mail to Primary e-mail:
[REDACTED]@gmail.com • [Change](#)

Ready to get started?
If you are ready to start using C1stBank People Pay, we ask that you read our C1stBank People Pay Service Agreement and Disclosure and select the following box to indicate that you agree to the terms of use.

I have read and agree to the terms [C1stBank People Pay Service Agreement and Disclosure](#)

[How Do I...](#) [Terms](#) [FAQs](#)

- Click on ENROLL

- Choose the account(s) that you want to use for People Pay and click ENROLL

Pay and Transfer ▾ Customer Service ▾

Enroll in C1stBank People Pay

Please tell us which accounts you want to use for People Pay and click Enroll.

Eligible Accounts	Use For People Pay
Checking, *8862	<input type="checkbox"/>
EMPLOYEE ACCOUNT, ██████	<input type="checkbox"/>
PERSONAL SAVINGS, *8885	<input type="checkbox"/>


[How Do I...](#)
[Terms](#)
[FAQs](#)

- Click on “Let’s get started” and view the tutorial on “What is People Pay?”

What is People Pay?

People Pay is the fast, safe way to send and receive money online.

- Pay your babysitter.
- Send your niece or nephew a cash birthday gift.
- Pay back the friend you owe for lunch or those concert tickets.
- Receive money from friends, family or a co-worker.



How it works:

Sending Money
You can send money to almost anyone with an email address or a mobile number. The person will receive a notification with instructions on how to claim the money.

Receiving Money
You can do this 2 ways:

1. Refer to the notification that was sent to your email address or mobile number.
2. Simply go to the Incoming tab in People Pay.

Let's get started

- Enter information of the person that you are sending money to

Pay and Transfer ▾ Customer Service ▾

Pay People

Settings

Send Money to a Person

Send money to: Include an optional message to your contact

Email/Mobile:

Re-enter:

Amount:

Pay from: CHECKING, ...

How to pay: Select how you want to send the money ▾ ⓘ

Send on: 05/02/2019

200 character(s) remaining

Clear Continue

Incoming **Outgoing**

To view and claim money from anyone who uses People Pay, just confirm your email address and/or mobile number. [Confirm](#)

View: Last 15 days ▾ Search incoming 🔍

Date ↑	From	Type	Status	\$ Amount
--------	------	------	--------	-----------

FOR INCOMING PAYMENTS TO YOU

- Click on SETTINGS

Pay and Transfer ▾ Customer Service ▾

Pay People

Settings

Send Money to a Person

Send money to: Include an optional message to your contact

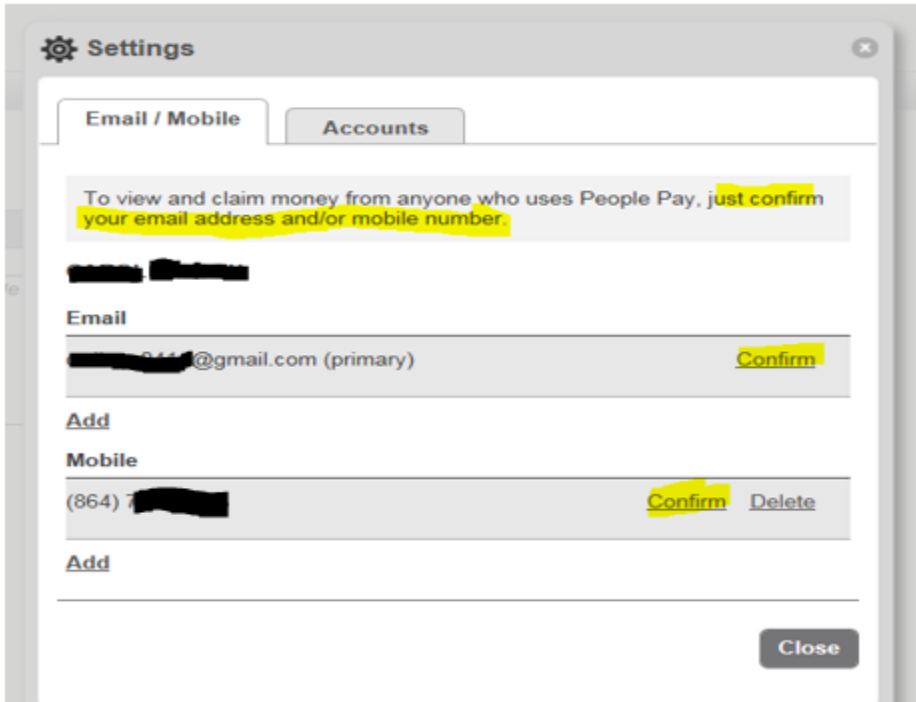
Email/Mobile:

Contacts

+ Add Search contacts 🔍

To start building your list of contacts, select the Add link above.

- Confirm the email and/or mobile number(s) listed



- Click on the ACCOUNTS tab to auto deposit or claim future People Pay payments

